

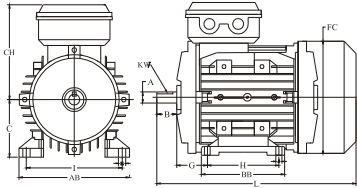
MMC ELECTRIC COMPANY PVT. LTD.

Admin. Off.: 109 / C, Sanjay Building No. 5, Mittal Estate, Sir M. V. Road, Andheri (E), Mumbai - 400 059, India  
 Tel. +91-22-6692 0902 / 6692 0903 • Fax: +91-22-40260904 • e-mail: sales@dynafluxindia.com • Website: www.dynafluxindia.com

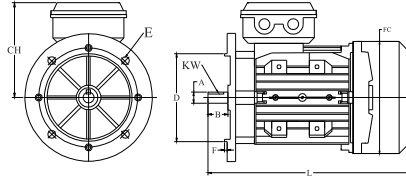
**DYNAFLUX AC MOTORS**



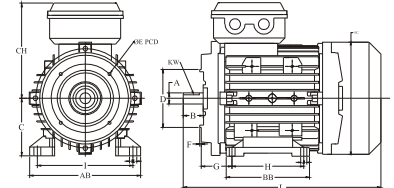
**B3 MOTOR(FOOT MOUNTING)**



**B5 MOTOR(FLANGE MOUNTING)**



**B14 MOTOR(FACE MOUNTING)**



ELECTRIC PARAMETERS					MECHANICAL PARAMETERS																			
FRAME	KW	HP	SPEED (Rpm)	CURRENT (Amps)	TORQUE	A	B	C	CH	D	E	F	FC	G	H	I	J	K	AB	BB	KW	L	WEIGHT (KG)	
63B3			1400		0.13				63					40	80	100	9	6.5	120	103				4.2
			2800		0.07																			
63B5	0.18	0.25	1400	0.57	0.13	11	23		80	95	115	3	119									20*4	221	4.3
			2800		0.07																			
63B14			1400		0.13					60	75	2.5												4.2
			2800		0.07																			
71B3			1400		0.26			71						45	90	112	9	6.5		104				6.0
			2800		0.14																			
71B5	0.37	0.5	1400	1.1	0.26	14	30		106	110	130	3.5	140									24*5	240	6.3
			2800		0.14																			
71B14			1400		0.26					70	85	2.5												6.1
			2800		0.14																			
80B3			1400		0.38	19	40	81	210					155	50	100	125	12	15	126	100		280	7.6
71B3			2800		0.19	14	30	71	106								140	45	90	112	9	6.5		
80B5	0.55	0.75	1400	1.5	0.38	19	40		210	130	165	3.5	155									30*6	280	7.8
71B5			2800		0.19	14	30		106	110	130												24*5	
80B14			1400		0.38	19	40		210	80	100	3.0	155									30*6	280	7.6
71B14			2800		0.19	14	30		106	70	85	2.5	140									24*5	240	
80B3			1400		0.52			81						50	100	125	12	15	126	100				9.6
80B3			2800		0.28																			
80B5	0.75	1.0	1400	2.0	0.52	19	40		210	130	165	3.5										30*6	280	10.0
80B5			2800		0.28																			
80B14			1400		0.52					80	100	3.0	155											9.6
80B14			2800		0.28																			
90sB3			1400		0.80	24	50	90	131.5						50	100	125	12	15	126	100	42*8	312	11.7
80B3			2800		0.42	19	40		210															
90sB5	1.1	1.5	1400	3.0	0.80	24	50		131.5	130	165	3.5										42*8	312	12.5
80B5			2800		0.42	19	40		210	130	100	3.5										155	30*6	
90sB14			1400		0.80	24	50		131.5	95	115	3.5										42*8	312	
80B14			2800		0.42	19	40		210	80	100	3.0											30*6	
90LB3			1400		1.04			90						56	125	140	12	15	175	157		337	14.5	
90sB3			2800		0.52																			
90LB5	1.5	2.0	1400	4.0	1.04	24	50		131.5	130	165		155									42*8	337	14.8
90sB5			2800		0.52																			
90LB14			1400		1.04																			
90sB14			2800		0.52																			

**DYNAFLUX** make electric motor suitable for 415±10%,50Hz±5% 3phase supply, ambient temperature 50°C  
 Class 'F' insulation, IP55 protection, continuous rated(S1 duty) with bare shaft & key as per IS: 325  
 Connection box can be rotated by 360° in steps of 90°. Provision of six lead for star/delta connection